

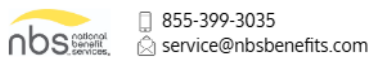
How Do I Access My Online Account?

First time login with your social security number

Registering for and logging into your account online is easy. Just follow the instructions below.

Access Your Account

- Go to: <http://mynbsbenefits.com>
- Click *Register* on the homepage (upper right corner)



Registration

- Enter your first and last name and zip code
- Next, enter your employer's name and social security number for employee ID



STEP 1 | STEP 2 | STEP 3 | STEP 4 | STEP 5

You are on step 1 of 5

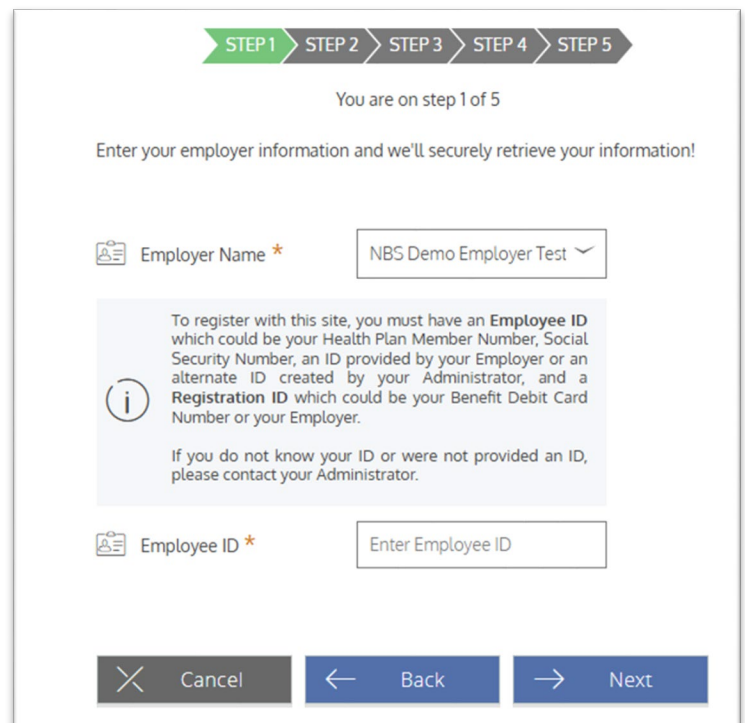
Let's get you registered - please provide the information below.

First Name *

Last Name *

Zip Code *

Cancel Next



STEP 1 | STEP 2 | STEP 3 | STEP 4 | STEP 5

You are on step 1 of 5

Enter your employer information and we'll securely retrieve your information!

Employer Name *

Information: To register with this site, you must have an **Employee ID** which could be your Health Plan Member Number, Social Security Number, an ID provided by your Employer or an alternate ID created by your Administrator, and a **Registration ID** which could be your Benefit Debit Card Number or your Employer.

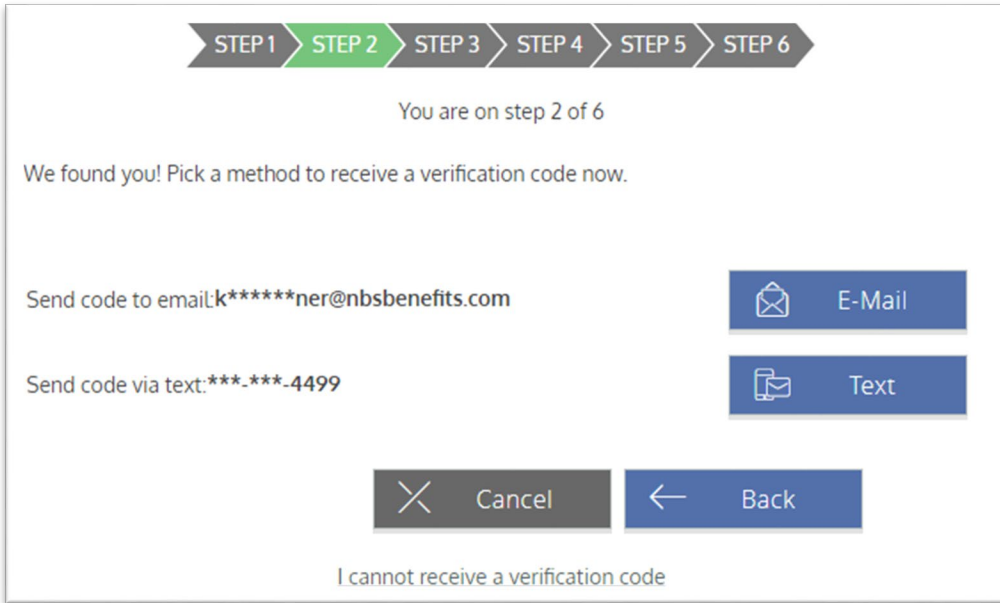
If you do not know your ID or were not provided an ID, please contact your Administrator.

Employee ID *

Cancel Back Next

Verify

- Select your verification method
- Enter the verification code you receive by either email or text



STEP 1 > **STEP 2** > STEP 3 > STEP 4 > STEP 5 > STEP 6

You are on step 2 of 6

We found you! Pick a method to receive a verification code now.

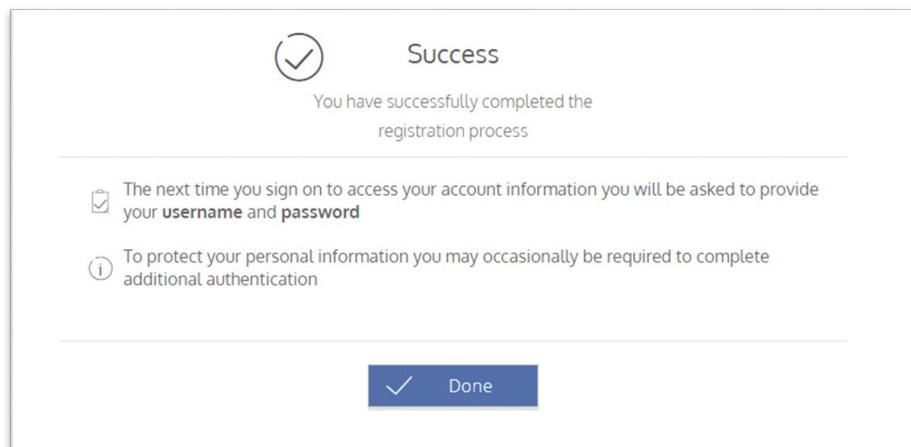
Send code to email: k*****ner@nbsbenefits.com

Send code via text: ***.***.4499

I cannot receive a verification code

Create Login Information & Confirmation

- Create a username and password that follow the requirements
- Select security questions
- Confirm email



Success

You have successfully completed the registration process

The next time you sign on to access your account information you will be asked to provide your **username** and **password**

To protect your personal information you may occasionally be required to complete additional authentication
